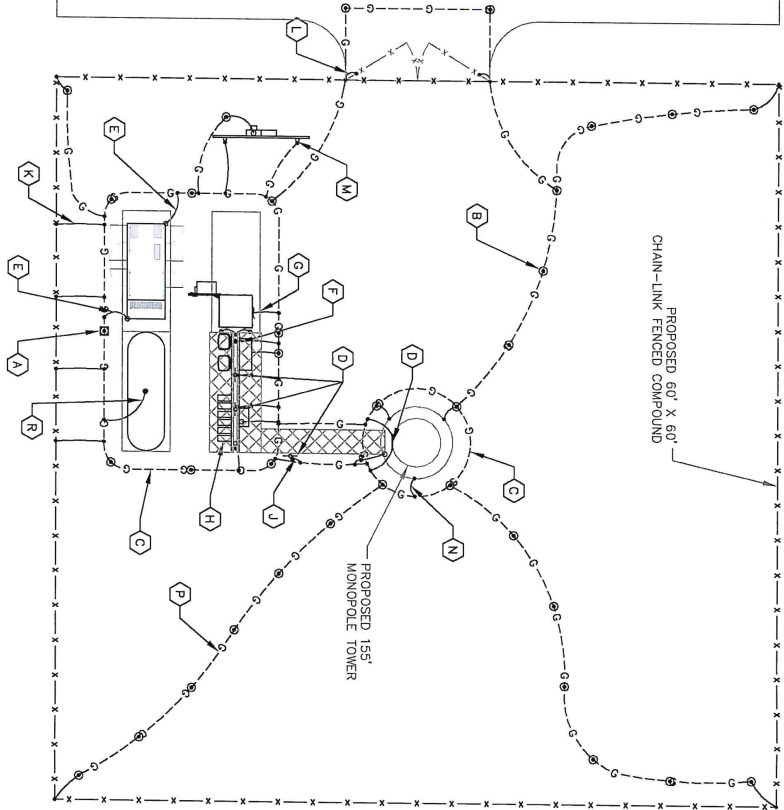
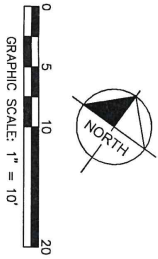


This document, together with its concepts and designs presented herein, is intended only for the specific project and shall be void without the signature and approval of the Engineer and Architect. No shall be without liability to the Engineer and Architect, Inc.

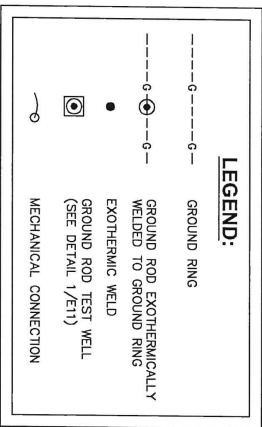


1 GROUNDING PLAN  
E9 SCALE: 1" = 10'



**KEY NOTES - GROUNDING EQUIPMENT**

- (A) GROUND ROD TEST WELL (SEE DETAIL 1/E11).
- (B) GROUND ROD, TYPICAL (SEE DETAIL 2/E11 AND NOTES 2 AND 3 ON EB).
- (C) TOWER AND EQUIPMENT GROUND RING (SEE NOTES 1, 3, 4, 5, 6 AND 7 ON EB).
- (D) TDSGA-P1/4 OR TDSGA-BC1/4 WHERE APPLICABLE (SEE NOTES 10 AND 11 ON EB).
- (E) GENERATOR GROUNDING (SEE NOTE 16 ON EB).
- (F) GPS ANTENNA GROUNDING (SEE NOTE 18 ON EB).
- (G) RF CABINET GROUNDING (SEE NOTE 14 ON EB).
- (H) RRU'S AND OVP'S GROUNDING (SEE NOTE 23 ON EB).
- (J) ICE BRIDGE POST BOND TO GROUND RING, TYPICAL (SEE NOTES 12 AND 13 ON EB).
- (K) FENCE POST GROUNDING, TYPICAL (SEE NOTE 22 ON EB).
- (L) GATE GROUNDING, TYPICAL (SEE NOTES 19, 20 & 21 ON EB).
- (M) UTILITY H-FRAME GROUNDING, TYPICAL (SEE SHEET E4 AND NOTE 13 ON EB).
- (N) TOWER GROUNDING, TYPICAL (SEE NOTES 5, 6 & 25 ON EB).
- (P) GROUND RADIALS, TYPICAL (SEE NOTE 6 ON EB).
- (Q) REFER TO SHEETS EB, E10, E11 & E12 FOR GROUNDING NOTES, DETAILS, AND SPECIFICATIONS.
- (R) PROPANE TANK GROUNDING, IF INSTALLED (SEE NOTE 17 ON EB).



**verizon**  
1000 OLD ALABAMA ROAD CONNECTER  
ALPHARETTA, GEORGIA 30205

PROJECT INFORMATION:  
SITE NAME:  
OLD STATE ROAD  
SITE NO.: 602991  
FLUZE PROJECT#: 15626785  
6000 STATE STREET  
LINDSEY, GEORGIA  
LINDSEY COUNTY

PLANS PREPARED BY:  
**Kimley-Horn**  
11720 AUBURN PARK DRIVE, SUITE 800  
PHONES: 770-658-4280  
WWW.KIMLEY-HORN.COM

REV. DATE: ISSUED FOR: BY:

7		
6		
5		
4		
3		
2		
1	06/16/20	CONSTRUCTION CGH
0	06/12/20	PRELIMINARY CGH

DESIGNED BY: **SEAN P. HORN**  
REGISTERED PROFESSIONAL ENGINEER  
No. 56827  
CORBIN C. HARDY  
REGISTERED PROFESSIONAL ENGINEER  
No. 56828  
L 21 20

KHA PROJECT NUMBER:  
015359894  
DRAWN BY: CHECKED BY:  
TDM WCE  
SHEET TITLE:  
**GROUNDING PLAN**

SHEET NUMBER:  
**E9**