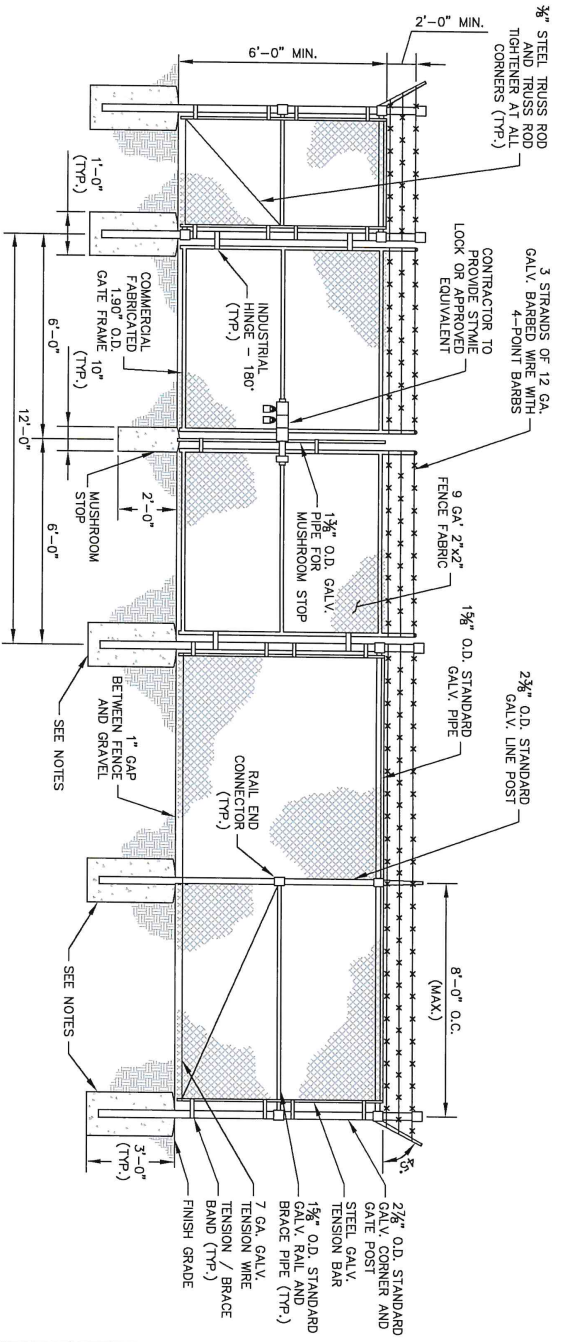
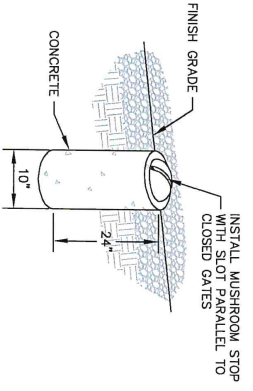


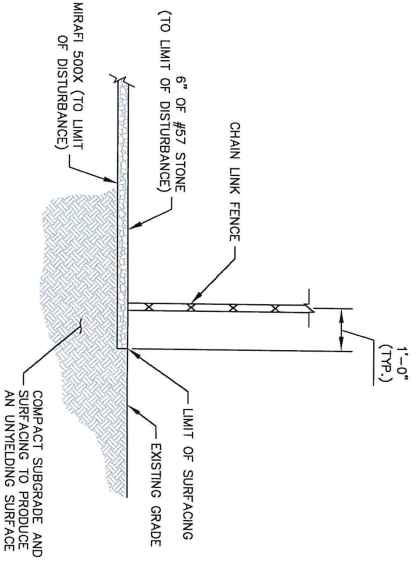
- FENCE NOTES:**
1. USE 3000-PSI CONCRETE, FULLY CONSOLIDATED AROUND THE POST.
 2. WHERE THE POST IS SET IN ROCK OR CONCRETE, CORE A HOLE 12" DEEP AND SET THE POST AND GROUT IN PLACE USING NON-SHRINK GROUT.
 3. ALL POSTS MUST BE PLUMB AND ALIGNED WITH ONE ANOTHER IN BOTH HORIZONTAL AND VERTICAL PLANES.
 4. CORNERS AND GATEPOSTS FOR CHAIN LINK FENCES SHALL EXTEND ABOVE THE TOP STRAND OF BARBED WIRE TO PROVIDE TENSIONING FOR THE BARBED WIRE.
 5. PROVIDE MUDRAILS AND BRACING AT ALL CORNER POSTS WHERE THE FENCE CHANGES DIRECTION BY MORE THAN 30 DEGREES.
 6. THE GRADE OF THE SITE AND INSTALLATION OF THE FENCE SHALL PROVIDE FOR NO MORE THAN A 1" GAP BETWEEN THE BOTTOM OF THE FENCE MATERIAL AND FINISH GRADE.
 7. CONTRACTOR SHALL PROVIDE HOLD OPEN DEVICES FOR ALL GATES AT THE SPECIFIED OPEN POSITIONS, DRIVEN PIPE TYPE RECEIVERS ARE NOT AUTHORIZED.
 8. CONTRACTOR SHALL ALSO PROVIDE A MUSHROOM TYPE RECEIVER AT THE CLOSE POSITION.



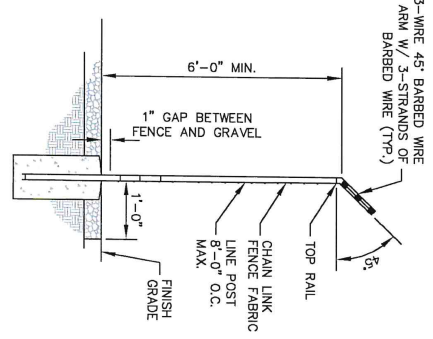
1 CHAIN LINK FENCE AND GATE ELEVATION
C7 NOT TO SCALE



2 MUSHROOM STOP
C7 NOT TO SCALE



3 SITE COMPOUND SURFACE DETAIL
C7 NOT TO SCALE



4 SECTION AT FENCE
C7 NOT TO SCALE

This document, together with the records and designs prepared hereon, is intended only for the specific project and shall be void without the signature and seal of the professional engineer and architect. No other liability is intended by Kimley-Horn and Associates, Inc.

Copyright © Kimley-Horn and Associates, Inc., 2020



PROJECT INFORMATION:
 OLD STATE ROAD
 SHEET NO. 052891
 FLUZE PROJECT # 0528785
 1000 GA. ALUMINUM ROAD CONNECTOR
 ALPHARETTA, GEORGIA 30202
 NANTOLE, GA 31641
 LAMONDS COUNTY


PLANS PREPARED BY:
Kimley-Horn
 11720 ALBERTA PARK DRIVE, SUITE 800
 ALPHARETTA, GA 30202
 PHONE: 770-538-4200
 FAX: 770-538-4200
 WWW.KIMLEY-HORN.COM

REV. DATE: ISSUED FOR: BY:

7		
6		
5		
4		
3		
2		
1	06/16/20	CONSTRUCTION WCE
0	06/12/20	PRELIMINARY WCE

DESIGNER:

7		
6		
5		
4		
3		
2		
1	06/16/20	CONSTRUCTION WCE
0	06/12/20	PRELIMINARY WCE



SHA PROJECT NUMBER:
 015350904
 DRAWN BY: CHECKED BY:
 TDM WCE
 SHEET TITLE:
FENCE, GATE AND COMPOUND DETAILS
 SHEET NUMBER:
C7